

City of Bethlehem, Pennsylvania

APPLICATION FOR CERTIFICATE OF APPROPRIATENESS (COA)

Building address 241 E. Market St
Owner of building Campbell Real Estate Phone 610 717 6000
Owner's email & mailing address [redacted]
Applicant Bruce Campbell Phone: [redacted]
Applicant's email & mailing address Same
Street and Number City State Zip Code

APPLICANT MUST ATTEND MEETING FOR CASE TO BE HEARD.
USE THE CHECKLIST ON THE BACK OF THIS APPLICATION TO ENSURE YOUR SUBMISSION IS COMPLETE.

Historic & Architectural Review Board - Application form, photographs, and drawings (if necessary) must be submitted by 12:00 Noon on the last Wednesday of the month in order to be placed on the agenda for the next meeting.

South Bethlehem & Mount Airy Historic Conservation Commission - Application form, photographs, and drawings (if necessary) must be submitted by 12:00 noon on the second Monday of the month in order to be placed on the agenda for the next meeting.

1. PHOTOGRAPHS - Photographs of your building and neighboring buildings must accompany your application.

2. TYPE OF WORK PROPOSED - Check all that apply. Please bring any samples or manufactures specifications for products you will use in this project.
Trim and decorative woodwork Skylights
Siding and Masonry Metal work
Roofing, gutter and downspout Light fixtures
Windows, doors, and associated hardware Signs
Storm windows and storm doors Demolition
Shutters and associated hardware X Other Fence
Paint (Submit color chips - HARB only)

3. DRAWINGS OF PROPOSED WORK - Required drawings must accompany your application. Please submit ONE ORIGINAL AND TEN (10) COPIES OF DRAWINGS, PHOTOGRAPHS, APPLICATION FORM, AND ANY SPECIFICATIONS
Alteration, renovation, restoration (1/4 or 1/8"=1'0" scale drawings required IF walls or openings altered.)
New addition (1/4" or 1/8"=1'0" scale drawings: elevations, floor plans, site plan)
New building or structure (1/4" or 1/8"=1'0" scale drawings: elevations, floor plans, site plan)
Demolition, removal of building features or building (1/4" or 1/8"=1'0" scale drawings: elevation of remaining site and site plan)
A scale drawing, with an elevation view, is required for all sign submittals

4. DESCRIBE PROJECT - Describe any work checked in #2 and #3 above. Attach additional sheets as needed.
Install Stockade Fence behind hedge row

5. APPLICANT'S SIGNATURE [Signature] DATE: 10-25-18

EXIST. FENCE

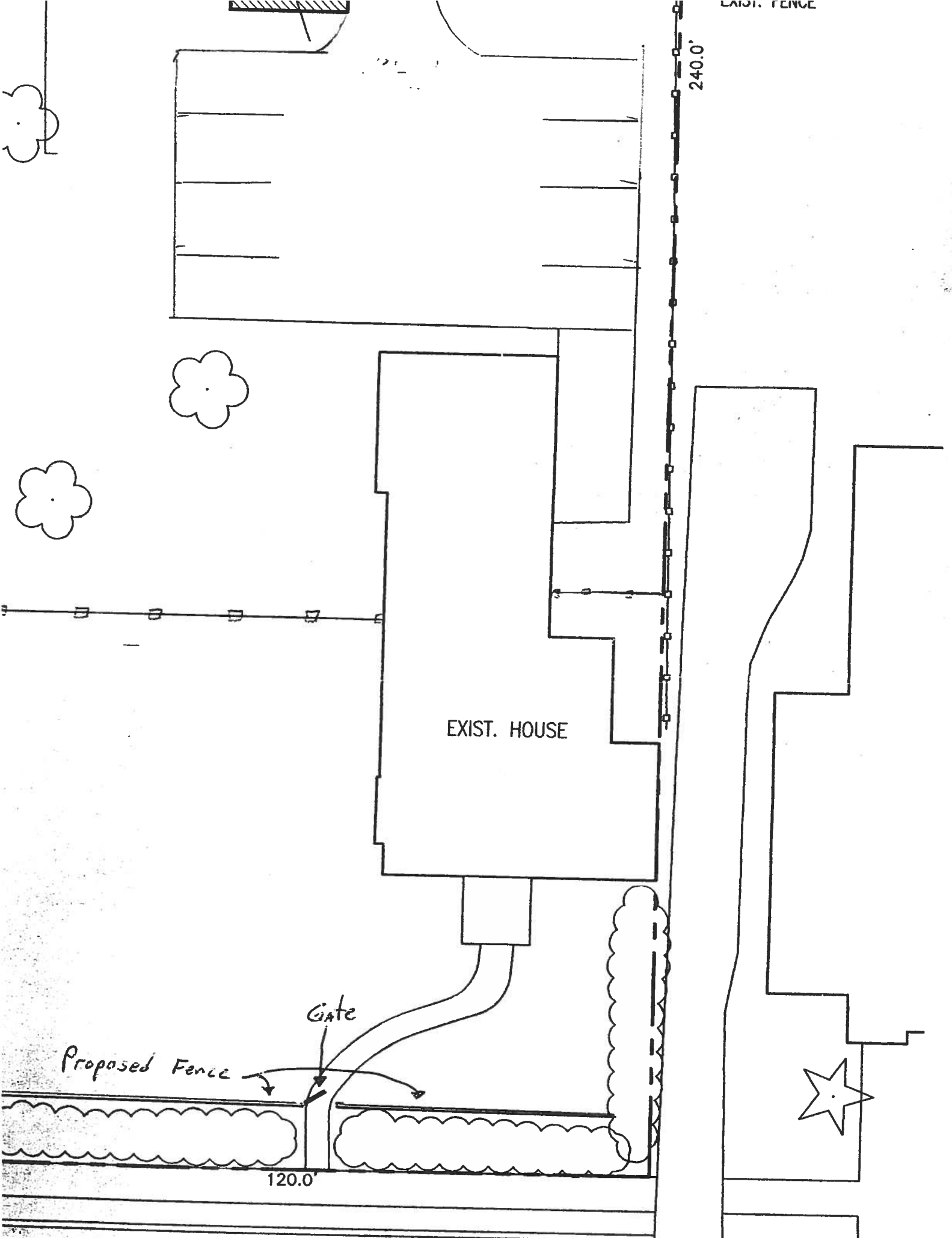
240.0'

EXIST. HOUSE

Gate

Proposed Fence

120.0'




# 241 E. Market St



**Barrette**  
6 ft. H x 8 ft. W Flat Rough Sawn Stockade Fence Panel

The fence would be located behind bush standing 4ft tall with the intension to trim to 5-6 ft tall

**Barrette**  
6 ft. H x 8 ft. W Flat Rough Sawn Stockade Fence Panel



# 241 E. Market St

## 6ft H x 8ft W Sawn Stockade Fence Panel

### Specifications

#### Dimensions


Actual backer rail length (in.)	96	Nominal backer rail length (in.)	96
Actual backer rail thickness (in.)	1.25	Nominal backer rail thickness (in.)	1.5
Actual backer rail width (in.)	2.5	Nominal backer rail width (in.)	3
Actual panel height (in.)	71	Nominal panel height (ft.)	6
Actual panel thickness (in.)	1.58	Nominal panel width (ft.)	8
Actual panel width (in.)	96	Nominal picket length (ft.)	6
Actual picket length (ft.)	8	Nominal picket thickness (in.)	5
Actual picket thickness (in.)	0.330	Nominal picket width (in.)	4
Actual picket width (in.)	3.66		

#### Details

Color Family	Brown	Number of rails for panels	3
Commercial/Residential Use	Commercial / Residential	Panel Assembly	Assembled Panel
Contact Type Allowed	Above Ground	Panel Pattern	Privacy
Features	Paintable,Stainable	Product Weight (lb.)	67lb
Fencing Product Type	Wood Fence Panels	Recommended Fastener	Nails
Includes	No Additional Items Included	Structure type	Permanent or temporary
Material	Wood	Top Shape	Flat
Nominal panel thickness (in.)	2	Top Style	Gothic
Number of pickets for panels	26		

# 241 E. Market St

6 ft. H x 8 ft. W Pressure-Treated 4 in. Moulded Stockade Fence Panel



The fence would be located behind bush standing 4ft tall with the intension to trim to 5-6 ft tall

# 241 E. Market St

## 6ft H x 8ft W Pressure Treated Stockade Fence Panel

### Specifications

#### Dimensions

Actual backer rail length (in.)	96	Nominal backer rail length (in.)	96
Actual backer rail thickness (in.)	2	Nominal backer rail thickness (in.)	2
Actual backer rail width (in.)	3	Nominal backer rail width (in.)	3
Actual panel height (in.)	72	Nominal panel height (ft.)	6
Actual panel thickness (in.)	1 1/8	Nominal panel width (ft.)	8
Actual panel width (in.)	96		

#### Details

Chemical retention (lb./cu. ft.)	0.15	Number of rails for panels	3
Color Family	Brown	Panel Assembly	Assembled Panel
Commercial/Residential Use	Commercial / Residential	Panel Pattern	Privacy
Contact Type Allowed	Above Ground	Pressure treatment chemical	CA - Copper Azole
Features	Paintable Pressure Treated/Stainable	Product Weight (lb.)	79lb
Fencing Product Type	Wood Fence Panels	Recommended Fastener	Nails
Includes	No Additional Items Included	Structure type	Permanent or temporary
Material	Wood	Top Shape	Flat
Nominal panel thickness (in.)	3	Top Style	Pointed
Number of pickets for panels	26		

#### Warranty / Certifications

Manufacturer Warranty 15 Year Limited Warranty

**Signature Development**

3.5 ft. H W x 6 ft. H H Western Red Cedar  
Arch Top Diagonal Lattice Fence Gate

